



Seymour Duncan®

Congratulations on your purchase of a fine, hand-built, Seymour Duncan electric guitar pickup! Installing this pickup in your guitar isn't rocket science. And, if you're already handy with tools, it'll be a snap for you—and fun too! But if you have no experience handling red-hot soldering irons, you'd be well advised to take your new pickup and your trusty guitar to a qualified guitar tech.

Wiring Diagram for Pickup Models:

SHPR-1 P-Rails, SHPR-2b

The basic steps for installation include:

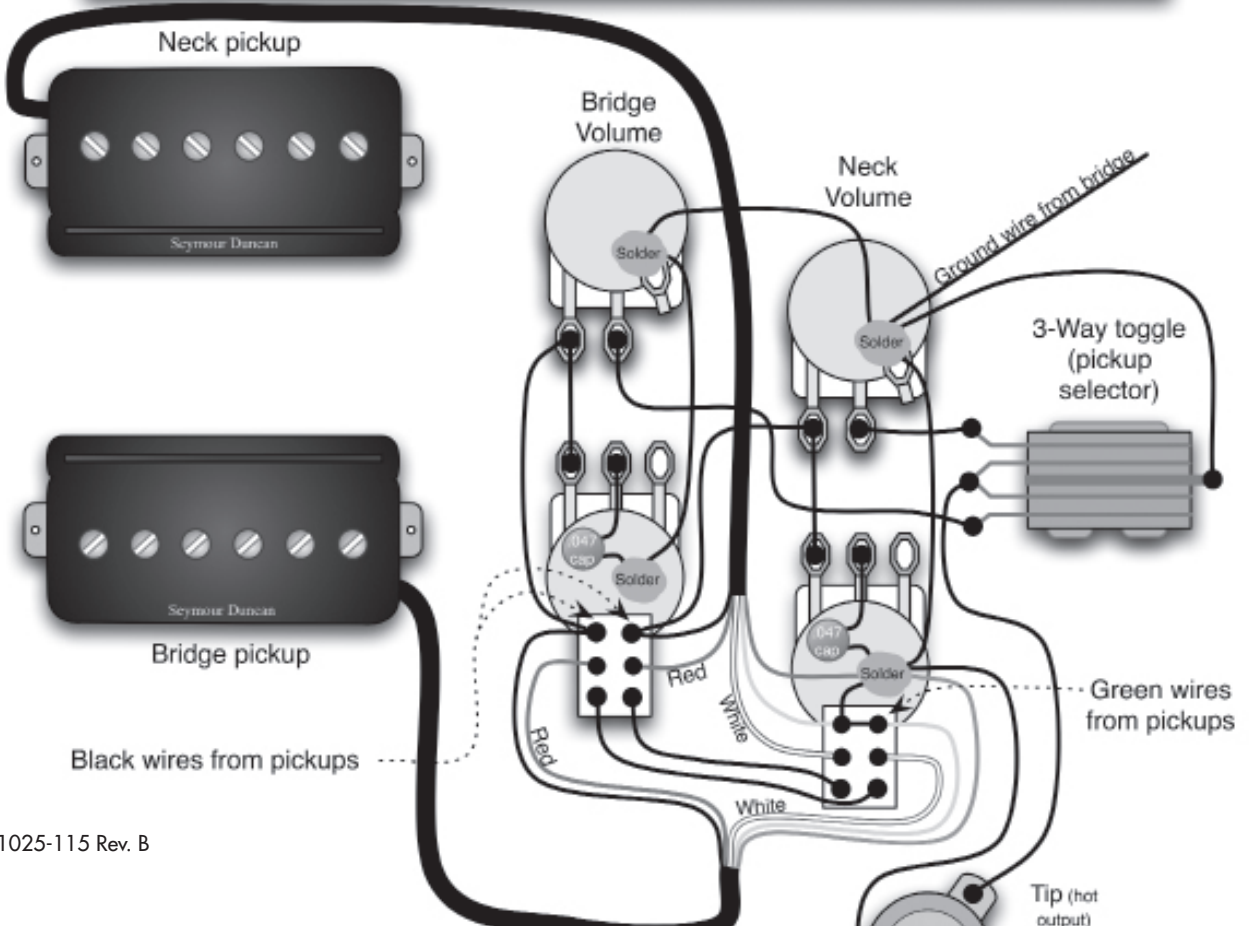
1. Remove the strings from your guitar.
2. Remove the back plate or pickguard and flip it over.
3. De-solder the original pickup's wires from the controls and make sure to remember where they were connected.
4. Remove the original pickup from the pickup cavity.
5. Put the Seymour Duncan pickup into the pickup cavity.
6. Tin the wires from the Seymour Duncan pickup, and then solder them into place.
7. Replace the back plate or pickguard.
8. Re-string your guitar and adjust the pickup height so that your new pickup is set between 1/8" and 1/16" from the strings (when they are pressed down at the highest fret on the neck).

5427 hollister avenue, santa barbara, ca 93111

tel 805.964.9610 fax 805.964.9749

www.seymourduncan.com

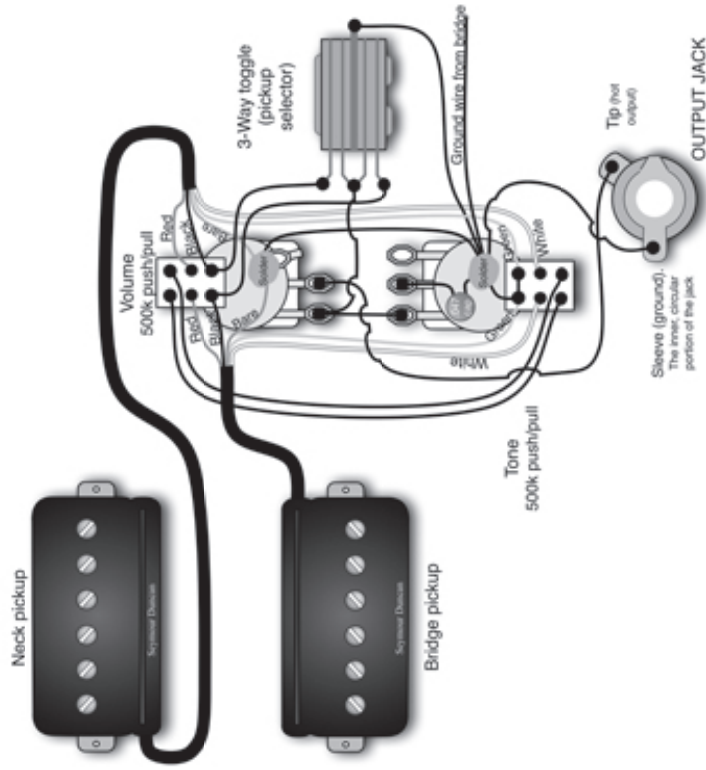
Bridge tone push/pull	Neck tone push/pull	
Up	Up	Parallel (both coils on)
Down	Up	P-90 coils are selected (Rails are shut off)
Up	Down	Rail coils are selected (P-90's are shut off)
Down	Down	Series (both coils on)



Additional Wiring Options

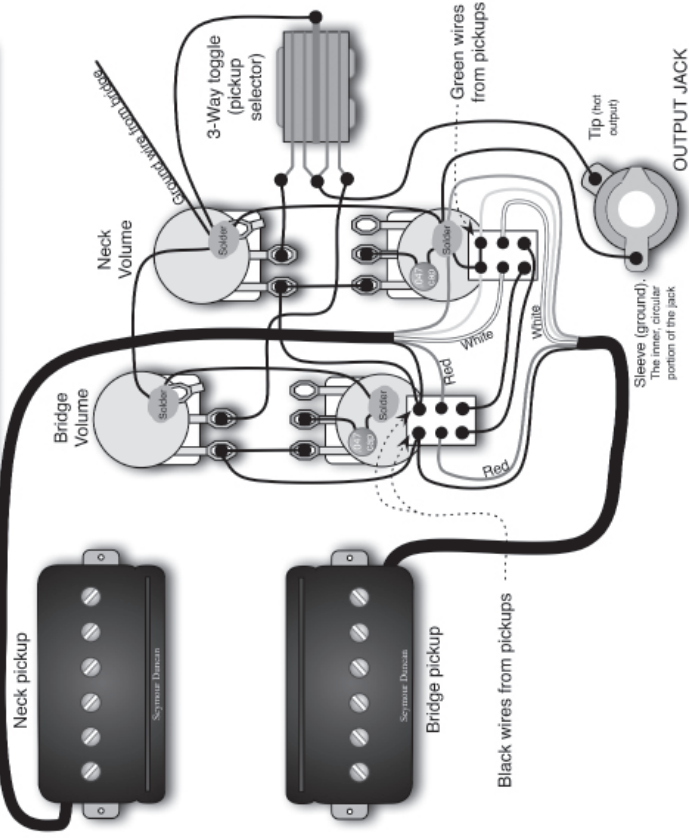
1 Volume 1 Tone All Four Sounds

Volume push/pull Up	Tone push/pull Up	Parallel (both coils on)
Down	Down	
Up	Up	P-90 coils are selected (Railis are shut off)
Down	Down	Rail coils are selected (P-90's are shut off)
Down	Down	Series (both coils on)



2 Volume 2 Tone All Four Sounds

Bridge tone push/pull Up	Neck tone push/pull Up	Parallel (both coils on)
Down	Down	
Up	Up	P-90 coils are selected (Railis are shut off)
Down	Down	Rail coils are selected (P-90's are shut off)
Down	Down	Series (both coils on)



We're not just pickups anymore. Seymour Duncan also makes super cool stomp boxes. And our sister company, D-TAR, is turning out some really hip products for serious acoustic guitarists (d-tar.com). Visit seymourduncan.com for additional wiring diagrams.