



## Features

- Carbon element
- Plain or knurled shaft option
- Metal bushing
- Metal shaft
- Rear solder lugs
- Audio or linear taper options
- Variety of resistance values



- Detent at "no-load" position
- RoHS compliant\*

## PDB241-GNL Series - "No-Load" Guitar Potentiometer

### Electrical Characteristics

Taper.....Audio, linear  
 Standard Resistance.....10K to 1M ohms  
 Standard Resistance Tolerance.....±20 %

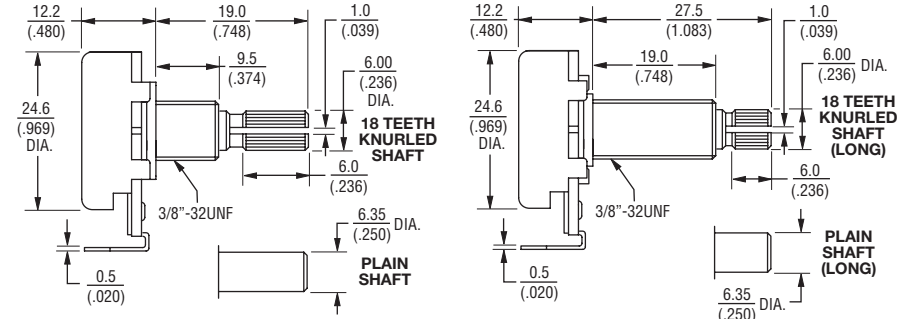
### Environmental Characteristics

Operating Temperature  
 .....-10 °C to +70 °C  
 Power Rating.....0.25 watt  
 Maximum Operating Voltage.....250 V  
 Rotational Noise.....150 mV max.

### Mechanical Characteristics

Mechanical Angle.....300° ±5°  
 Rotational Torque.....10 to 45 g-cm  
 Stop Strength.....8 kg-cm min.  
 Rotational Life.....15,000 cycles min.  
 Detent Position.....300°  
 Detent Torque.....100-300 gf-cm  
 Soldering Condition  
 Manual Soldering  
 .....300 °C within 3 seconds  
 Wave Soldering  
 .....260 °C within 3 seconds  
 Hardware.....Two flat washers  
 and two mounting nuts supplied  
 per potentiometer

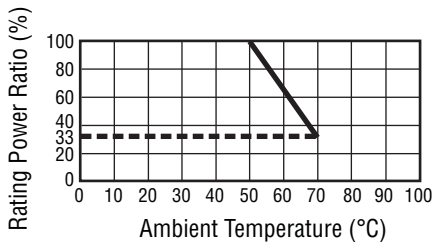
### Product Dimensions



TOLERANCES:  
 UNDER 10.0 = ±0.3    10.0 - 100 = ±0.5  
           (0.394)   (±0.012)   (0.394 - 3.937)   (±0.020)

DIMENSIONS:     $\frac{\text{MM}}{\text{(INCHES)}}$

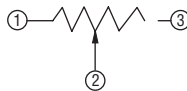
### Derating Curve



### Standard Resistance Table

Resistance (Ohms)	Resistance Code
10,000	103
25,000	253
50,000	503
100,000	104
250,000	254
300,000	304
500,000	504
1,000,000	105

### Circuit



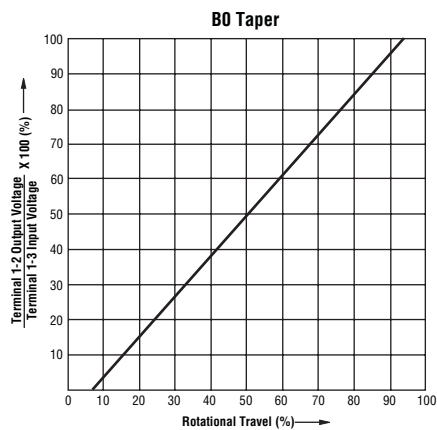
### How To Order

**PDB24 1 - GNL 01 - 504 A2**

Model \_\_\_\_\_  
 Number of Units \_\_\_\_\_  
 1 = Single  
 Guitar Pot Designator \_\_\_\_\_  
 Configuration \_\_\_\_\_  
 01 = Knurled Shaft (18-Tooth) / Solder Lugs  
 02 = Plain Shaft / Solder Lugs  
 03 = Knurled Shaft (18-Tooth, Long) / Solder Lugs  
 04 = Plain Shaft (Long) / Solder Lugs  
 11 = Knurled Shaft (24-Tooth) / Solder Lugs  
 13 = Knurled Shaft (24-Tooth, Long) / Solder Lugs  
 Resistance Code (See Table) \_\_\_\_\_  
 Resistance Taper (See Taper Charts) \_\_\_\_\_

\*RoHS Directive 2002/95/EC Jan. 27, 2003 including annex and RoHS Recast 2011/65/EU June 8, 2011.  
 Specifications are subject to change without notice.  
 Customers should verify actual device performance in their specific applications.

Taper Chart



Inquire for availability of other tapers.

# Mouser Electronics

Authorized Distributor

Click to View Pricing, Inventory, Delivery & Lifecycle Information:

## Bourns:

[PDB241-GNL03-504B0](#) [PDB241-GNL02-254B0](#) [PDB241-GNL01-254B0](#) [PDB241-GNL11-254B0](#) [PDB241-GNL11-504B0](#) [PDB241-GNL03-254B0](#) [PDB241-GNL13-504B0](#) [PDB241-GNL01-504B0](#) [PDB241-GNL04-254B0](#) [PDB241-GNL04-504B0](#) [PDB241-GNL13-254B0](#)